



Accessing AllRegs Online

All PRMG staff members are now provided with access to AllRegs Online for both Agency guidelines (FNMA/FHLMC/FHA/VA/USDA) as well as State Compliance guidelines. AllRegs can be used to research questions and ensure loan eligibility. AllRegs provides immediate access to the seller guides/handbooks from the Agencies, and allows you to have access to the most accurate guideline information.

AllRegs Online can be accessed from the following site: <http://allregs.elliemae.com/>

Please use the following steps to set up access to AllRegs.

1. Go directly to the registration page at <http://allregs.com/registration/registration.aspx>
2. Begin by entering and confirming your PRMG email address.

STEP 1 - ENTER YOUR E-MAIL ADDRESS

A screenshot of the registration form for Step 1. It features two text input fields: the top one is labeled "Enter email address" and the bottom one is labeled "Confirm email address". Below these fields is a blue button with the text "NEXT >>" in white. The entire form area is enclosed in a thin orange border.

3. Use 100996-75 for the Subscription Key.

STEP 2 - ENTER YOUR SUBSCRIPTION ID

AllRegs Online is a fee-based subscription service. You must have a current subscription to complete this process.

Don't know your Subscription ID?

A screenshot of the registration form for Step 2. It features a text input field labeled "Enter your Subscription ID" with the value "Use: 100996-75" entered. Below the input field is a blue button with the text "NEXT >>" in white. The entire form area is enclosed in a thin orange border.

- Next, it will indicate that “Your Registration Was Successful!”

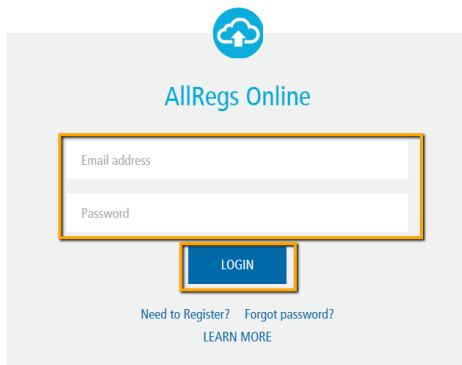
YOUR REGISTRATION WAS SUCCESSFUL!

You should now be able to access your subscribed content when you log in to AllRegs Online.

Thanks for choosing AllRegs!

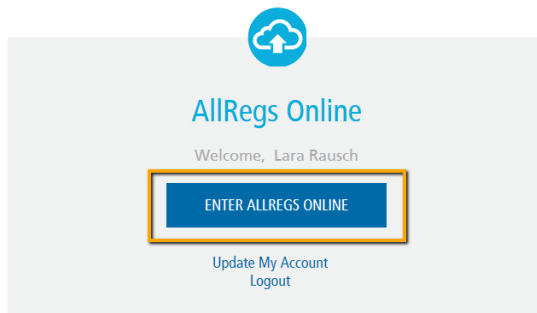
[Go to AllRegs.com login](#)

- Shortly after registering you will receive an email from help@allregs.com containing your individual password. At that time, go to <http://www.allregs.com/login/login.aspx> and enter your email address and auto-generated password and press “LogIn”. You should then be prompted to change your password to your unique password. Login to their site.



The image shows the AllRegs Online login page. At the top center is a blue circular icon with a white cloud and an upward arrow. Below it is the text "AllRegs Online". There are two input fields: "Email address" and "Password". Below the input fields is a blue button with the text "LOGIN". At the bottom, there are links for "Need to Register?", "Forgot password?", and "LEARN MORE".

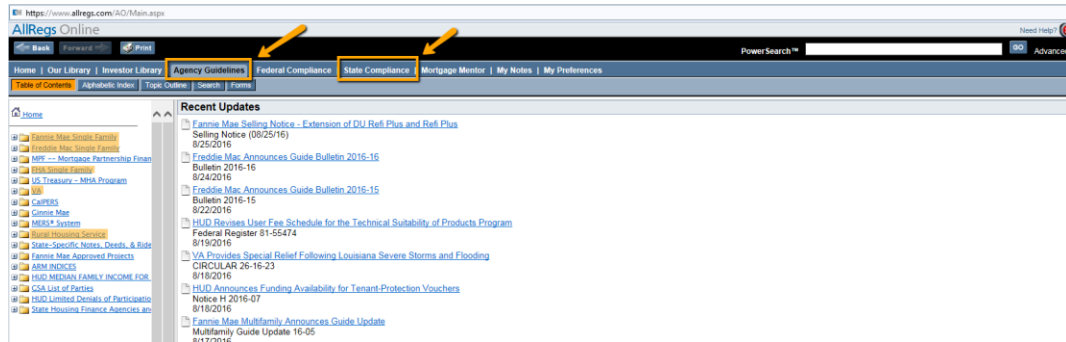
- After you are logged in, to access the AllReg guides, click “Enter AllRegs Online. This will open another window with the AllRegs guides



The image shows the AllRegs Online user dashboard. At the top center is a blue circular icon with a white cloud and an upward arrow. Below it is the text "AllRegs Online". Underneath is the text "Welcome, Lara Rausch". There is a blue button with the text "ENTER ALLREGS ONLINE". Below the button are links for "Update My Account" and "Logout".

7. Once you have accessed AllRegs Online, select the Agency Guidelines tab and begin to navigate through the site. You can access State Compliance from the State Compliance tab. You will want to use the following Agency guidelines:

- Fannie Mae Single Family (Agency with DU approvals)
- Freddie Mac Single Family (Agency with LP approvals)
- FHA Single Family (FHA loans)
- VA (VA loans)
- Rural Housing Service (USDA)



Training and Support

AllRegs provides training and support on their product and information can be found at the following links:

<http://allregs.elliemae.com/support/training>

Prerecorded Tutorials

<http://solutions.allregs.com/pages/AllRegs-Online-User-Tutorials.html>

[AllRegs Online Quick Tour](#)

[Power Search Quick Tour](#)

[How to access AllRegs Online](#)

[How To Navigate AllRegs Online](#)

[Agency Guidelines Navigation](#)

If you don't receive your password, or have any trouble logging in, please email support@prmg.net or AllRegs support team at help@allregs.com or (800) 848-4904.

If you have any specific questions about how to find information/search for information in AllRegs, please reach out to DealDesk@prmg.net

Additionally, please check the PRMG University calendar to sign up for on-going live demo classes on how to use AllRegs.